



Install it yourself! **EasyHang**
INSTALLATION
PATENTED DESIGN

ONE-STEP HANGING with pre-drilled placement holes

ADJUSTABLE HEIGHT for an exact fit

EASY-TO-FOLLOW INSTRUCTIONS keep it simple

REVERSA-HINGE for right or left mounting

WARRANTY PROTECTION

LARSON® storm doors offer unbeatable warranty protection. It's just what you'd expect from LARSON®.

CUSTOMER SUPPORT

With the LARSON Homeowner Helpline, installation answers are as close as your phone or computer. Call 1-888-483-3768 or visit our web site at www.LARSONdoors.com.

CHOOSE YOUR VENTILATION OPTION.

Beyond color and style, ventilation is an important option to consider. That is why LARSON® offers storm doors available in Screen Away®, Multi-Vent®, Single-Vent or Full-View with interchangeable glass and screen.



RETRACTABLE SCREEN

The retractable screen disappears into the top cassette when not in use. It's the beauty of a clear view with the convenience of ventilation.



FULL-VIEW

Many full view doors come with a full screen that interchanges with the glass. Both options allow you to showcase your primary door.



VENTILATING: MULTI-VENT®

Choose from top or bottom ventilation or both by easily adjusting the glass panels. You control the breeze for maximum comfort.



VENTILATING: SINGLE-VENT

This half screen option allows for bottom ventilation. The window and screen are part of the door so there is no need to store the screen or glass.

FIND THE STYLE THAT FITS YOUR HOME.

See inside for our extensive selection of styles, colors and handle finishes to give you the look you want.



America's #1 Selling Storm Door

SCREEN AWAY!

Storm doors with a disappearing retractable screen offer the beauty of a clear view with the convenience of ventilation. **PATENTED DESIGN**



Matching interior and exterior handles with BUILT-IN deadbolt lock
Bottom expander matches handle



- | | | | | |
|--|--|--|---|--|
| Easy Vent® Full-View Low-E
346-60E Brass
346-52E Brushed Nickel
346-15E Aged Bronze
346-12E Antique Brass | Easy Vent® Full-View Clear
346-60 Brass
346-52 Brushed Nickel
346-15 Aged Bronze
346-12 Antique Brass | Easy Vent® Full-View Bevel
346-13 Brass
346-14 Brushed Nickel
346-05 Aged Bronze
346-02 Antique Brass | Easy Vent® Mid-View
346-80 Brass
346-82 Brushed Nickel
346-86 Aged Bronze
346-84 Antique Brass | Easy Vent® High-View
346-83 Brass
346-87 Brushed Nickel
346-85 Aged Bronze
346-89 Antique Brass |
|--|--|--|---|--|

- 1-7/8" aluminum frame – our thickest door
- Overlapping edge conceals hinges and eliminates gaps
- Dual weather strip system for a tight seal
- Designer screw covers conceal exterior screws
- Hold open button closer



- Lifestyle**
- 1-3/8" thick frame
 - Heavy-duty weather strip
 - Designer screw covers conceal exterior screws
 - Adjustable-speed closer in matching colors
 - Decorative lever with keyed lock

- Lifestyle**
- DuraTech® finish over solid core provides weather resistance
 - Magnetic weather strip seals like a refrigerator
 - Matching handles inside and out with built-in Secure Lock®

- Life-Core®**
- DuraTech® finish over solid core provides weather resistance
 - Heavy-duty weather strip
 - Color-matched lever with inside night lock

356-60 Brass
356-52 Brushed Nickel
830-80 Brass
830-82 Brushed Nickel
370-81



Life-Core® 271-TT Multi-Vent®
Lifestyle 830-01 Multi-Vent®
Lifestyle 830-46 Multi-Vent®

- DuraTech® finish over solid core provides weather resistance
- Magnetic weather strip seals like a refrigerator (830-01, 830-46)
- Multi-Vent® glass and full screen for top and bottom ventilation
- Lever handles inside and out with built-in Secure Lock® (271-TT)

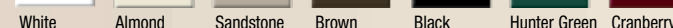
	SIZE	SPECIAL STANDARD	CUSTOM	COLOR	WARRANTY
Multi-Vent®					
Life-Core® 271-TT	32" x 81" 36" x 81"	30" x 81** 34" x 81** 36" x 85**	✓	White, Almond, Sandstone, Brown	Ten Years
Lifestyle 830-01 Lifestyle 830-46	32" x 81" 36" x 81"			White, Brown	

* 271-TT Special Standard Sizes available in white only



RETRACTABLE SCREENS

	SIZE	CUSTOM	COLOR	WARRANTY
Easy Vent®				
Full-View Low-E Glass	32" x 81" 36" x 81" 34" x 81"	✓	White, Almond, Sandstone, Brown, Black, Hunter Green, Cranberry	Lifetime
Full-View Clear Glass	32" x 81" 36" x 81" 34" x 81"	✓	White, Almond, Sandstone, Brown, Black, Hunter Green, Cranberry	Lifetime
Full-View Bevel Glass	36" x 81"		White, Sandstone	
Mid-View	32" x 81" 36" x 81" 34" x 81"		White, Almond, Sandstone, Brown, Hunter Green, Cranberry	
High-View	32" x 81" 36" x 81"		White, Almond	
Lifestyle	356-60 356-52		White	Lifetime
Lifestyle Solid Core	830-80 830-82	✓	White, Almond, Sandstone, Brown	Ten Years
LifeCore® Solid Core	370-81		White, Almond	Ten Years



VENTILATING SINGLE-VENT



- Lifestyle** 830-14
- DuraTech® finish over solid core
 - Magnetic weather strip seals like a refrigerator
 - Sleek push-button: white on white doors; black on brown

- Life-Core®** 370-50
- Tear resistant WearTuff™ Screen is reversible for top or bottom ventilation
 - High traffic 5 hinge system
 - FlexGuard™ closer protects door when over-extended and allows door to open past 90 degrees
 - DuraTech® finish over solid core
 - Durable strong hold handle with keyed lock for added security

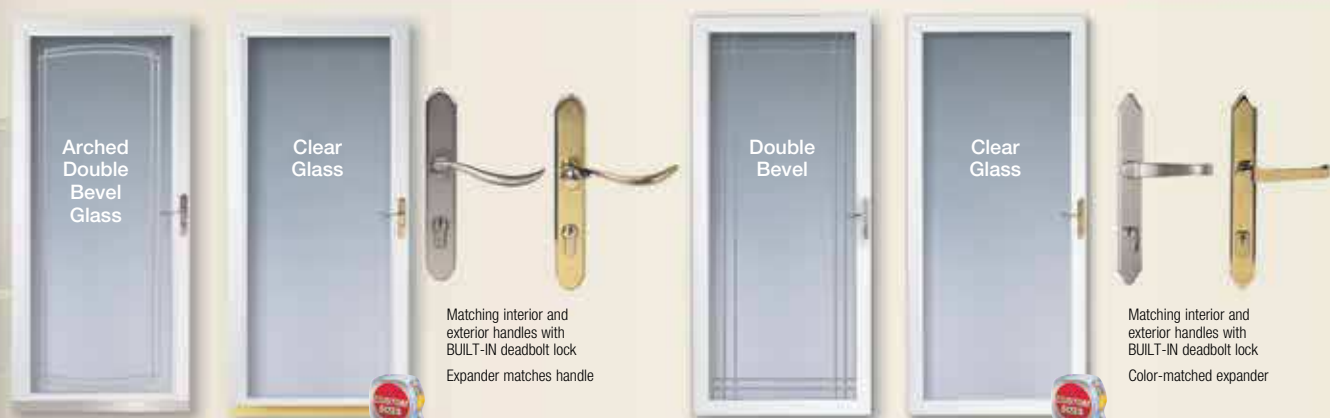


- Metal-Tech™** 360-16
Metal-Tech™ 660-16
Metal-Tech™ 660-18
- 1-1/4" thick all-metal frame is maintenance-free
 - Rigid steel kickpanel stands up to abuse
 - Reversal Screen for top or bottom ventilation
 - Color-matched expander
 - Sleek modern handle with interior lock
 - One color-matched closer

- Lifestyle** 233-ST
Lifestyle 237-CF
- DuraTech® finish over solid core provides weather resistance
 - Magnetic weather strip seals like a refrigerator
 - Easy-to-clean etched grid
 - Brass or brushed nickel handles inside and out with built-in Secure Lock®

- Life-Core®** 370-79 Flap Opening: 10"x17"
370-78 XL Flap Opening: 14"x23"
- DuraTech® finish over solid core
 - Heavy-duty weather strip
 - Lever handles inside and out with built-in Secure Lock®

INTERCHANGEABLE SCREEN



Classic Elegance®
349-13 Brass
349-14 Brushed Nickel

- 1-5/8" thick frame
- Overlapping edge conceals hinges and eliminates gaps
- Dual weather strip system for a tight seal
- Includes interchangeable screen
- Designer screw covers conceal exterior screws
- Hold open button closer

ClassicView
350-13 Brass
350-14 Brushed Nickel

- 1-1/4" thick frame
- Heavy-duty weather strip system
- Includes interchangeable screen
- One adjustable-speed closer in matching colors



Life-Core® 274-FL Color-Match
Life-Core® 371-36 Brass

- DuraTech® finish over 1" thick solid core
- Heavy-duty weather strip system
- Includes interchangeable screen
- One adjustable-speed closer

FULL-VIEWS

	SIZE	CUSTOM	COLOR	WARRANTY
Classic Elegance®				
349-13 349-14 349-04 349-52	32" x 81" 36" x 81" 32" x 81" 36" x 81"	✓	White, Almond, Sandstone, Brown, Black, Hunter Green, Cranberry	Lifetime
ClassicView				
350-13 350-14 350-04 350-17	32" x 81" 36" x 81" 32" x 81" 36" x 81"	✓	White, Almond, Sandstone, Brown, Black	Lifetime
Life-Core®				
274-FL 371-36	32" x 81" 36" x 81" 32" x 81" 36" x 81"	✓	White, Almond, Sandstone, Brown	Ten Years



	SIZE	SPECIAL STANDARD	CUSTOM	COLOR	WARRANTY
Lifestyle 830-14	32" x 81" 36" x 81"		✓	White, Brown	Ten Years
Life-Core® 370-50	32" x 81" 36" x 81"	30" x 81" 34" x 81"		White, Brown	Ten Years
Metal-Tech™ 360-16 Metal-Tech™ 660-16 Metal-Tech™ 660-18	32" x 81" 36" x 81"			White, Brown	Lifetime
Lifestyle 233-07 Brass Lifestyle 233-17 BN Lifestyle 237-07 Brass Lifestyle 237-17 BN	32" x 81" 36" x 81" 32" x 81" 36" x 81"		✓	White, Almond, Sandstone, Brown	
Life-Core® 370-78 Life-Core® 370-79	32" x 81" 36" x 81"			White, Almond	
Life-Core® 278-SS	32" x 81" 36" x 81"	30" x 81" 34" x 81" 32" x 85" 36" x 85"	✓	White, Almond, Sandstone, Brown	Ten Years
Value-Core® 288-SS Value-Core® 283-ST Value-Core® 286-SX	32" x 81" 36" x 81" 36" x 81"	30" x 81" 34" x 81"		White, Brown	
Value-Core® 380-05	32" x 75" 30" x 75"			White	
Vinyl-Clad 298-SS Vinyl-Clad 293-ST Vinyl-Clad 296-SX	32" x 81" 36" x 81" 36" x 81"	30" x 81" 34" x 81"		White	Five Years



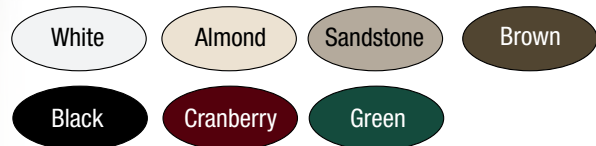
Vinyl-Clad 298-SS
Vinyl-Clad 293-ST
Vinyl-Clad 296-SX

- Vinyl finish over solid core
- Heavy-duty weather strip
- Durable push button handle

LARSON FIRST IMPRESSIONS™

Choose your door

- Seven frame colors
- Five glass options
- Includes full screen



- All designs available 36" x 81"
- Clear, Low-E and Arched Double Bevel glass also available 32" x 81"

Choose your handle

- Four finishes
- Matching levers inside and out
- BUILT-IN deadbolt lock



- Premium aluminum frame: 1 5/8" thick, maintenance-free, lasts a lifetime
- Overlapping frame with heavy-duty double weatherstripping conceals hinges and gaps
- Glass and full screen interchange
- Installation screw covers hide exterior screws
- Color-matched expander fits uneven sills
- Two color-matched closers



Security Storm Doors



3-point locking system secures door in three places


Secure Elegance

FEATURES

- 1-5/8" thick frame
- Overlapping edge conceals hinges and eliminates gaps
- Dual weather strip system
- Designer screw covers conceal exterior screws
- 2 adjustable-speed closers

ADDED SECURITY

- Factory strengthened glass
- Laminated security shield
- Blocks 99% of UV rays
- 3-point locking system
- \$1000 break-in warranty



956-MV

- 1-1/2" thick heavy-duty aluminum frame
- Steel mesh screen; self-storing glass system
- Overlap edge for a tighter seal
- Matching interior and exterior handles with concealed 3-point locking system



Specify left or right hinge when ordering (L/R)



ClassicView

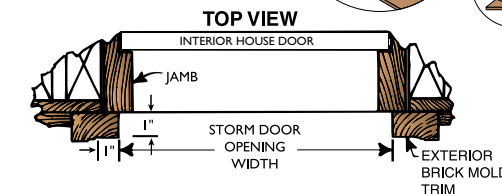
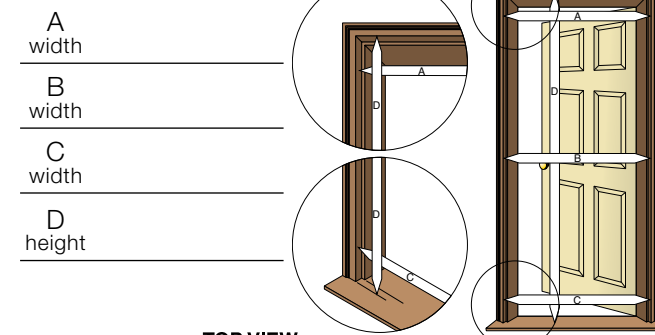
- 1-1/2" thick aluminum frame
- Heavy-duty weather strip
- Single-vent glass panels
- Matching handles inside and out with BUILT-IN deadbolt



SERIES	MODEL #	SIZE	COLOR	WARRANTY
Secure Elegance	349-20 Brass	32" x 81"	White, Almond, Sandstone, Brown, Black, Hunter Green, Cranberry	
	349-17 Brushed Nickel	36" x 81"		
	349-15 Aged Bronze	36" x 81"		
Classic View 956-MV	956-80 Brass	32" x 81"	White, Black	
	956-82 Brushed Nickel	36" x 81" Customs		
Classic View	3320-07 Brass	32" x 81"	White, Black	
	3320-17 Brushed Nickel	36" x 81"		

MEASURE YOUR OPENING

Mark measurements and bring them to any LARSON® retailer.



NOTE: 1" wide by 1" deep mounting surface is recommended to properly install a LARSON Storm Door.

Standard Door Sizes	Min-Max Doorway Width	Min-Max Doorway Height
30 in. x 81 in.	29 7/8 in. to 30 3/8 in.	80 in. to 81 in.
32 in. x 81 in.	31 7/8 in. to 32 3/8 in.	
34 in. x 81 in.	33 7/8 in. to 34 3/8 in.	
36 in. x 81 in.	35 7/8 in. to 36 3/8 in.	

STANDARD SIZE availability varies by model. CUSTOM SIZES available in select models.



Visit us on the internet at www.LARSONdoors.com or call our Homeowner Helpline: 1-888-483-3768



We proudly donate our doors through Habitat for Humanity's Gifts-in-Kind program.

LARSON® is a registered trademark of Larson Manufacturing Company of South Dakota, Inc. All rights reserved. Larson Manufacturing Company, 2333 Eastbrook Drive, Brookings, South Dakota, 57006. © 2012. Printed in U.S.A. LARSON reserves the right to alter or discontinue any model, specification, warranty or price without notice. 9-13 09502100