

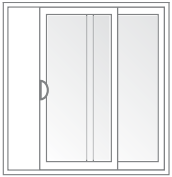


Sliding Patio Door

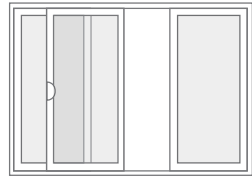
Premier Sliding Patio Door

Great Lakes Window Sliding Patio Doors are designed to provide a beautiful, seamless transition from your home to the outdoors. They glide open smoothly – perfect for entertaining during the summer months – and close tight to protect your home from the elements throughout the year. With a variety of panel configurations and style options, you can create a door that coordinates with the inside and outside of your home.

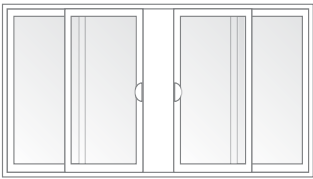
Panel Configurations



Two panel widths: 5', 6', 8'



Three panel widths: 9', 12'



Four panel widths: 10', 12', 16'

Door heights: 6'8", 6'10", 8'

6'10" door height is only available in the following panel widths: 6', 2-panel; 9' 3-panel; and 12' 4-panel doors.

Both two- and three-panel configurations are available with right-hand or left-hand operation.

Custom sizes are also available.

Sidelites and Transoms

Create a unique look for your home by adding sidelites on either side of your patio door or transoms above.

EuroGlide

Never struggle to open and close your patio door again. Our optional EuroGlide operating system offers two major innovations that allow it to glide easily with the push of a finger:

A handle that rotates 180° to actually lift the door off the sill, enabling it to glide effortlessly.



A patented ball-bearing system that enables a door weighing up to 550 pounds to glide smoothly through years of everyday use.



Locking Systems

Choose from single, dual or our unique three-point locking system, for added security.



Fiberglass Threshold

A heavy-duty fiberglass threshold and stainless steel roller guide resist frost and condensation, and provide superior strength to hold up over time.



Footbolt Lock

For additional security, select our optional footbolt lock, which secures the door even when it is partially open.



Style Options

Customize your patio door with options for both the exterior and interior of your home.

Exterior Colors

Interior Colors

	Interior Colors					
	White	Beige	Golden Oak	Natural Oak	Colonial Cherry	Rosewood
Standard Palette (Extruded or Integral Co-Extruded)	White	Beige	Pontiac Gold	Earthtone	Earthtone	Earthtone
Signature Palette (Heat Reflective Paint)	White	Beige	Golden Oak	Natural Oak	Colonial Cherry	Rosewood
	Sandstone	Beige	Golden Oak	Natural Oak	Colonial Cherry	Rosewood
	Dark Bronze	Beige	Golden Oak	Natural Oak	Colonial Cherry	Rosewood
	Earthtone	Beige	Golden Oak	Natural Oak	Colonial Cherry	Rosewood
	Royal Brown	Beige	Golden Oak	Natural Oak	Colonial Cherry	Rosewood
	Evergreen	Beige	Golden Oak	Natural Oak	Colonial Cherry	Rosewood
Black	Beige	Golden Oak	Natural Oak	Colonial Cherry	Rosewood	
Shark Skin	Beige	Golden Oak	Natural Oak	Colonial Cherry	Rosewood	

Optional Hardware Finish available with all windows

- Classic Brass
- Satin Nickel
- Bronze

Exterior painted colors are available in Euro or Satin finish

EURO

SATIN

Black is available in Euro only, Shark Skin is available in Satin only.
Colors are reproduced as accurately as printer technology allows. Please see your authorized Great Lakes Window dealer for actual samples.

Handle Finishes

Standard Handlesets



Premium Upgraded Handlesets



Upgraded Lock & Key Handlesets




EuroGlide Hardware Finishes**



**Our EuroGlide door comes with special hardware that controls the ball bearing roller system.

Solar Blinds

Our solar blinds are inserted between two panes of glass in the door to prevent dust and damage, and are available in a choice of colors.





For more information, or to choose windows that coordinate with your patio door, talk to your trusted local Great Lakes Windows dealer. Our dealers are experts in helping customers make the right decisions for their homes and local climates.



All windows and doors from Great Lakes Window are available with double- or triple-pane insulated glass units and can be configured to meet or exceed ENERGY STAR® version 6.0 performance requirements.



Great Lakes® Window