



# home

[every window needs another]



WINDOW PRODUCTS |

# Why Another Window?

## Comfort

Whether your windows are new or old, they may not be living up to your expectations. Drafts, noise and extreme temperature swings can keep you from enjoying your windows year round. Like adding an extra layer of clothing, an insulating storm window provides an additional barrier you need for protection from the elements.



## Smart Economics

The reduction of wasted energy pays for itself. The addition of secondary windows over your existing windows will provide a return on that investment in a short period. It's less costly, and easier than full window replacement and your window retains its appearance.



# Solutions for a Better Home

## The Impact

Secondary windows mount over your existing window, either on the outside or on the inside of your home, creating a thermal break and a dead air space that blocks noise and air leakage.

---

## Design with Purpose

Our exterior and interior window products are thoughtfully designed to meet your needs while enhancing the look of your home. Our no-cut installation system makes it easy to make your windows better.

---

## The Experience

Only LARSON® has been in the business of making your door and window openings better for over 60 years. It is what we do best. That's why we back our products with a warranty for your peace of mind.

---

## Certification

Save energy, save money, and protect the environment with ENERGY STAR® certified Low-E Insulating Storm Windows. Look for the logo on qualifying products.



# What a Smart Idea!

LARSON® Insulating Low-E Storm Windows are now ENERGY STAR® certified for Northern and North-Central climate zones by an EPA-recognized third-party certification body.

ENERGY STAR certified storm windows use “low emissivity” or Low-E glass to improve the energy performance of the home, allowing the right amount of solar heat through your windows to keep the home cool in the summer and warm in the winter, and help you save on energy bills.

Based on a national average, ENERGY STAR certified (Low-E) storm windows can save homeowners \$350\* on their annual heating and cooling bills when installed over single-pane clear glass windows with an expected pay back in about three years. According to the EPA, these estimates are conservative and do not include savings from reducing air leaks from older windows.



## The Low-E Advantage



Keep rooms warmer in the winter by minimizing heat loss.



Keep rooms cooler in the summer by reflecting the sun's heat.



U.S. Department of Energy recommends Low-E to improve energy efficiency.



### Warmer Winters

Improves window performance by redirecting heat back into the home and reducing energy transfer through the window opening.



### Cooler Summers

Reduces sun-generated heat entering through the window to help keep your home comfortable.



### Quieter Rooms

The extra layer of glass and dead air space created when you add another window blocks the noise of traffic, lawn mowers and loud neighbors.

\* Actual homeowner savings will depend on local climate, individual home characteristics, and local utility rates.

# Find the Right Window for You.



## WHY CHOOSE INTERIOR WINDOWS

- ✓ Looking to improve comfort in a room
- ✓ Need UV protection with drafty windows in a few rooms
- ✓ Need to maintain the exterior appearance of historical windows
- ✓ Have over 1-1/2" of depth on interior window jamb

## WHY CHOOSE EXTERIOR WINDOWS

- ✓ Need to protect the existing windows from weather and sun damage
- ✓ Planning to add over all windows or one side of home
- ✓ Need to replace old or broken storm windows
- ✓ Home condensation problems inside the home

### Window Types Definitions

Single-Hung	Bottom panel operates vertically
Slider	One panel slides side to side
Fixed (Picture)	Typically an inoperable single pane of glass

## Insulating STORM WINDOWS


### Window Types Definitions

Single-Hung	Bottom panel operates vertically
Double-Hung	Both top and bottom panels operate vertically
Slider	One panel slides side to side
Fixed (Picture)	Typically an inoperable single pane of glass
Picture/Slider	Inoperable center pane of glass with sliding windows on each side
Security	Stainless steel wire mesh for an extra layer of protection

# Add a Layer of Comfort ...



comfortSEAL  
INTERIOR WINDOWS



*the fashionable way to layer*

Interior windows mount inside your home to block drafts, reduce outside noise and increase energy efficiency.

Installs inside the home and fits almost any window.

Ultimate design features tilt-in window for easy access and cleaning. Patent pending.

Single-Hung is balanced for smooth operation.


High-performance Low-E glass makes your home more comfortable and reduces fading. All windows shown are available with Low-E glass.

Super easy installation in ten minutes with just a few screws.

## Window Products




Single-Hung



Slider





Fixed

WINDOW TYPE	 LOW-E*	CLEAR
Single-Hung	I200E	I200
Slider	I600E	I600
Fixed	I500E	I500

\* Meets ENERGY STAR requirements for Northern and North-Central climate zones.

# Inside Your Home.

Interior Windows



## comfortSEAL FEATURES

### the sound factor

- ✓ Proven 50% outside noise reduction\*

### weather seal

- ✓ Proven 75% air leakage reduction; remarkable weatherstrip presses inside window frame for an air-tight seal\*\*

- ✓ Limited lifetime warranty, includes accidental glass breakage coverage

\*Based on STC testing performed by an independent laboratory of a Larson 1200 window installed 2" over a wood primary window with 1/8" glass and 3/4" insulated glass with two panes of 1/8" glass. Actual results may vary based on the existing window and types of noise present.

\*\*Based on air leakage testing performed by an independent laboratory of a Larson 1200 window in accordance with AERC 1.2 Physical Test Methods for Measuring Energy Performance Properties of Fenestration Attachments. Actual results may vary based on the existing window.

Measuring just got easier.

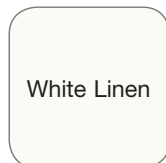
Measure your opening width at the top, center and bottom. Measure your opening height on the sides and middle. Use the smallest measurement. The comfortSEAL window is automatically sized to fit the opening.

Make your windows better!



Minimum 1 1/2" depth is required for installation.  
Maximum tolerance for out of square openings is 3/8".

## Color Selection



\*Multiple window (mulled) option available.

# Add a Layer of Comfort ...



## TECHNICAL FEATURES

### wind resistance

- ✓ Premium Series is built to withstand winds up to 90 mph; double wall frame creates a tight fit; operating sash and finger pulls lock in place

### weather seal

- ✓ Double weatherstrip provides superior seal and maximum air infiltration protection; interlocking sash adds stability; bottom expander creates a tight fit (not available on slider window); marine glazing for optimum seal

- ✓ Warranty protection for peace of mind; AAMA Certified\*

## Insulating STORM WINDOWS

Make your windows better!

Exterior windows mount outside your home to provide superior protection and energy efficient performance.

### Window Products



Single-Hung  
Double-Hung



Fixed



Slider



Picture Slider

### Color Selection





# Outside Your Home.

Exterior Windows

## PREMIUM WINDOWS

- ✓ Double weatherstrip on glass sashes reduces air infiltration 4x over Performance window series
- ✓ Pocketed head, jamb and sill forms an exceptionally tight fit.
- ✓ Interlocking top and bottom sash adds stability and prevents bowing
- ✓ Butt-joint corners and tubular frame design withstands winds up to 90 mph
- ✓ Window sashes easily remove for cleaning
- ✓ Limited lifetime warranty; includes accidental glass breakage coverage

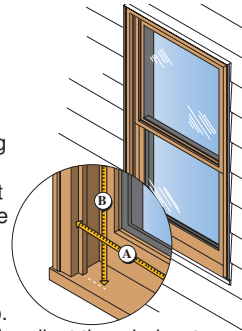
## PERFORMANCE WINDOWS

- ✓ Woolpile weatherstrip adds thermal barrier and protects against air infiltration
- ✓ Bottom expander adjusts to perfect fit for uneven sills
- ✓ Window sashes easily remove for cleaning
- ✓ Limited 10-year warranty; includes accidental glass breakage coverage

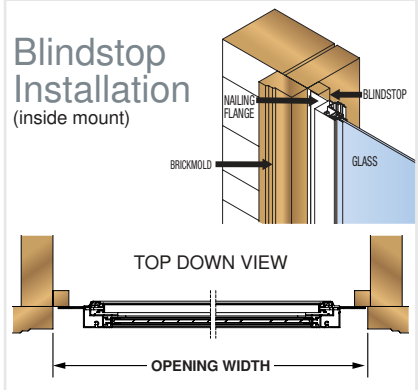
One way to measure.  
Two ways to install.

Measure your existing opening width A and opening height B. Round down to the nearest 1/8". Once you have your opening size, determine whether your application is blindstop or overlap.

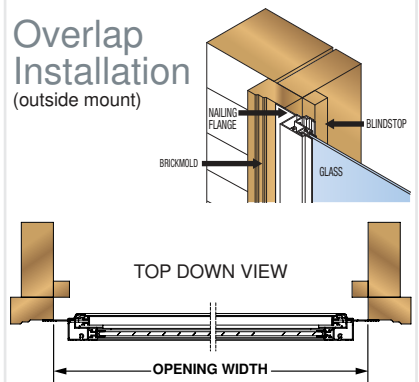
We will automatically adjust the window to the proper size. If you're replacing a storm window, provide the tip-to-tip measurement of the existing storm window and we'll make your storm window to the exact size.




### Blindstop Installation (inside mount)



### Overlap Installation (outside mount)



SERIES	WINDOW TYPE	COLOR		CLEAR
			LOW-E <sup>3</sup>	
Premium <sup>1</sup>	Double-Hung <sup>2</sup>	White Almond Brown Sandstone	L203E	L203
	Slider <sup>2</sup>		L603E	L603
	Slider Picture		L623E	L623
	Picture		L503E	L503
Performance	Single-Hung	White Brown Mill Finish	L201E	L201
	Double-Hung		L301E	L301
	Picture		L501E	L501

<sup>1</sup> Optional flush mount application available to create a flush appearance with window casing.

<sup>2</sup> L203/L203E, L603/L603E: Optional full screen available for dual ventilation

<sup>3</sup> Meets ENERGY STAR requirements for Northern and North-Central climate zones.

# Add a Layer of Security ...

**Secure**PRO™  
Protection on all fronts.

Ultimate security protection.

Retain design and curb appeal while enhancing your family's security. Unlike traditional security bars, our innovative security screen allows for unobstructed views.

## TECHNICAL FEATURES

### Security

- ✓ Stainless steel wire mesh screen provides break-in protection. Tested to surpass 1,000 pounds of force; screen is compressed and secured with 15,000 pounds of force in heavy-duty aluminum frame; meets highest level of Screen Manufacturing Association impact force standards

### Protection

- ✓ Safe, easy-to-use emergency escape system; screen mesh helps filter out harmful sun rays to keep your home cool and protect against fading

### Insulation

- ✓ Self-storing glass panels (L92) for additional energy efficiency



Smart Engineering



Tested for Strength



Rigid Construction

## Window Products



Double-Hung with Glass and Screen



Double-Hung with Screen

## Color Selection

White

SERIES	WINDOW TYPE	MODEL #
SecurePro	Double-Hung Glass & Screen	L92
	Double-Hung Screen only	L91

# Outside Your Home.

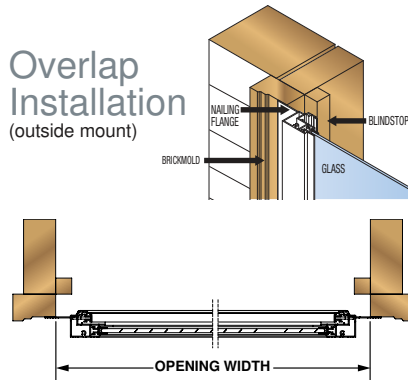
Security Windows + Other

## Easy installation

Measure your opening width and height. Round down to the nearest 1/8". We will automatically adjust the size.

Outside mount is recommended for best protection. Four tamper-proof, 1-way installation screws provided.

## Overlap Installation (outside mount)



## More Energy-Saving Solutions for Your Home

We offer a complete line of door and window products designed to improve home comfort. Adding an energy-efficient layer to your openings helps reduce cold drafts and hot spots in your home.



### PATIO STORM DOOR

- ✓ Installs easily over existing patio door
- ✓ Reduces winter heat loss
- ✓ Minimizes air infiltration
- ✓ Low-E glass or clear glass
- ✓ Standard and custom sizes
- ✓ White and brown



### SIDELITE STORM PANEL

- ✓ Elegant protection for sidelites or transoms
- ✓ Available in two styles
- ✓ Overlap and inside mount options
- ✓ Low-E glass or clear glass
- ✓ Standard and custom sizes
- ✓ Colors to match your LARSON® storm door



### SPECIALTY WINDOWS

- ✓ Unique shapes including circular and octagon
- ✓ Custom made to your specifications
- ✓ Large commercial windows
- ✓ Utility windows for sheds, garages, pole barns.

